

## MATERIAL HANDLING

### Safe Working Practices:

#### SWP-23 Chain Breaker

Before doing any type of work you must carry out an assessment of the task to be undertaken. This will include the equipment to be worked on, the task itself, Personal Protective Equipment requirements, the work area and environment, plus the tools and equipment required to carry out the job safely. Consult your team leader if you are not satisfied the job can be carried out in a safe manner.

#### General

- 1.0 Select a safe working area (refer to SWP-01 Work Area).
- 1.1 Ensure appropriate PPE is worn at all times (refer to SWP-32 PPE).
- 1.2 Because of the difficulty in specifying maximum loads that an individual may be expected to handle, the company has decided to provide general instructions on Manual Handling of Loads. (refer to SWP-13 Manual Handling).

**Part Numbers:** Available to order by tool request form **only**

Description – Full tool assembly	Part Number
Chain Breaker 5/8 to 1 1/4	GB1PAL001349
Spare Pins 5/8 to 1 1/4 (available if needed)	GB1PAL001354



Alternative sized screw assemblies and pins are also available if required, these are in addition to the full tool assembly supplied above.

#### Splitting chains

- 2.0 Secure the chain breaker into the vice, (Fig 1) leaving both hands free to handle the chain.
- 2.1 Screw back the jackscrew to clear the clamping area, position the chain and tighten the main screw clamping the chain in place, ensuring it is aligned correctly (Fig 2).
- 2.2 Tighten the main screw to break the peened end of the chain pin. Once the pin begins to move use the Jack Screw to drive the chain pin out (Fig 3). As soon as you feel the resistance of the pin ease, stop turning, this means that the pin is clear of the chain.
- 2.3 Screw the jackscrew back to release the clamp and the chain will separate.

---

## Safe Working Practices:

### SWP-23 Chain Breaker

---




Fig 1.




Fig 2.




Fig 3.

### Children and Young Persons

- 3.0 See Quality, Health, Safety & Environmental Manual procedure "Employment of Young Persons" for precise definitions on children and young persons.
- 3.1 "Children" may be allowed to observe such operations and work practices, but must take no active part, be kept at a safe distance and under the constant supervision of a competent person.
- 3.2 "Young Persons" may be allowed to take part in this task providing they do so in accordance with the above and are under the constant supervision of a competent person.